

Preliminary

LL-1003VD2D-007

DATA SHEET

QC :

ENG :

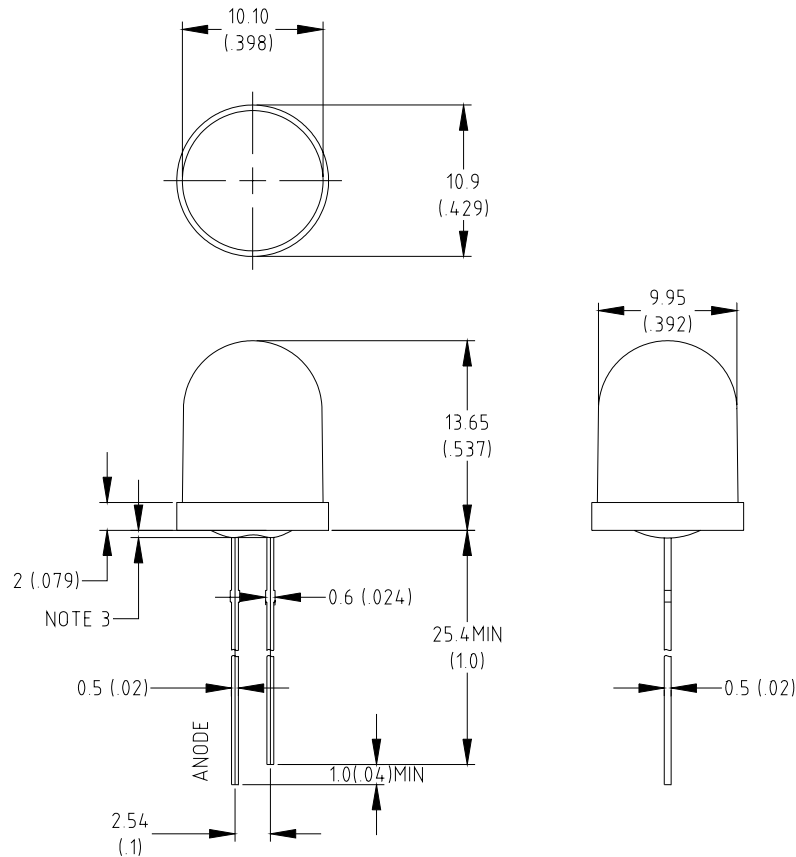
Prepared By:

Part No.	LL-1003VD2D-007	Spec No.	S/N-02121303D	Page	1 of 4
----------	-----------------	----------	---------------	------	--------

Features:

- ◆ High intensity
- ◆ 10mm diameter package
- ◆ General purpose leads
- ◆ Reliable and rugged

Package Dimensions:



Part NO.	Chip Material	Lens Color	Source Color
LL-1003VD2D-007	AlGaInP	Red Diffused	Super Bright Red

Notes:

1. All dimensions are in millimeters (inches).
2. Tolerance is ± 0.25 mm (.010") unless otherwise noted.
3. Protruded resin under flange is 1.0mm(.04") max
4. Lead spacing is measured where the leads emerge from the package.
5. Specifications are subject to change without notice.
6. This data-sheet only valid for six months.

Absolute Maximum Ratings at Ta=25

Parameter	MAX.	Unit
Power Dissipation	100	mW
Peak Forward Current (1/10 Duty Cycle, 0.1ms Pulse Width)	100	mA
Continuous Forward Current	35	mA
Derating Linear From 50	0.4	mA/
Reverse Voltage	5	V
Operating Temperature Range	-40 to +80	
Storage Temperature Range	-40 to +80	
Lead Soldering Temperature [4mm(.157") From Body]	260 for 5 Seconds	

Electrical Optical Characteristics at Ta=25

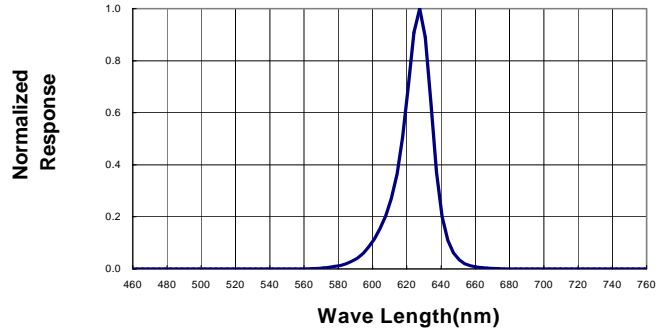
Parameter	Symbol	Min.	Typ.	Max.	Unit	Test Condition
Luminous Intensity	I_v	700	1500	3000	mcd	$I_f=20\text{mA}$ (Note 1)
Viewing Angle	$2_{1/2}$	25	30	35	Deg	(Note 2)
Peak Emission Wavelength	λ_p	630	635	640	nm	$I_f=20\text{mA}$
Dominant Wavelength	λ_d	625	630	635	nm	$I_f=20\text{mA}$ (Note 3)
Spectral Line Half-Width		15	20	25	nm	$I_f=20\text{mA}$
Forward Voltage	V_f	1.8	2.2	2.7	V	$I_f=20\text{mA}$
Reverse Current	I_R	---	---	100	μA	$V_R=5\text{V}$

Notes:

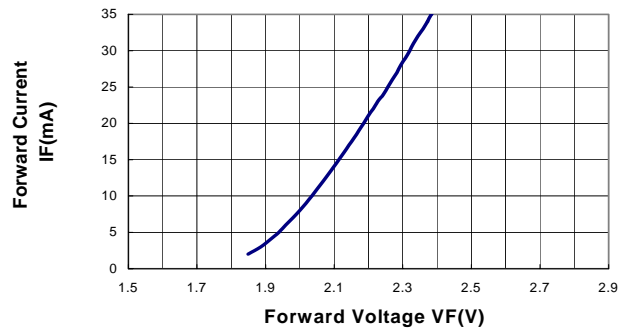
- 1.Luminous intensity is measured with a light sensor and filter combination that approximates the CIE eye-response curve.
2. $_{1/2}$ is the off-axis angle at which the luminous intensity is half the axial luminous intensity.
- 3.The dominant wavelength (λ_d) is derived from the CIE chromaticity diagram and represents the single wavelength which defines the color of the device.

Typical Electrical / Optical Characteristics Curves
 (25 Ambient Temperature Unless Otherwise Noted)

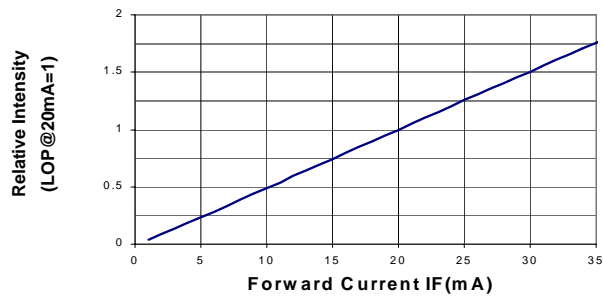
Spectral Radiance (Peak @ 635 nm)



Forward Current vs Forward Voltage



Relative Luminous Intensity vs Forward Current



Beam Pattern

