

# Preliminary

LL-1003GD2D-001

## DATA SHEET

QC :

ENG :

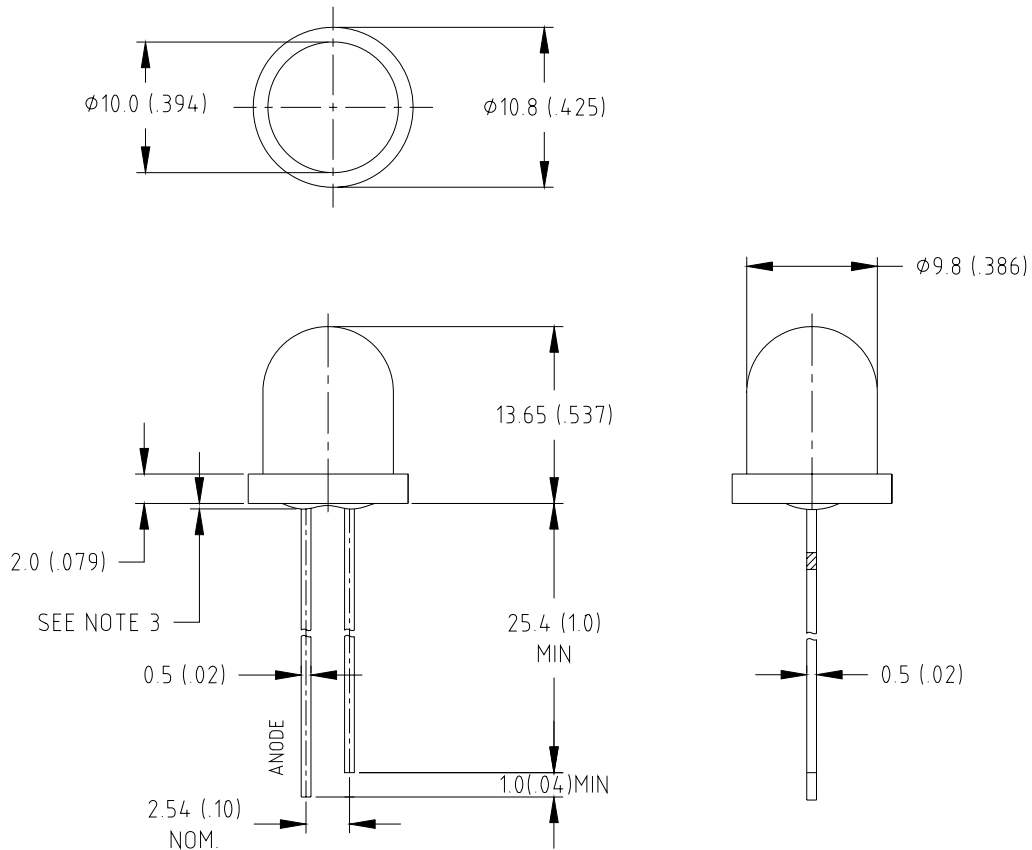
Prepared By:

Part No.	LL-1003GD2D-001	Spec No.	S/N-03041626D	Page	1 of 4
----------	-----------------	----------	---------------	------	--------

## Features:

- ◆ High intensity
- ◆ 10mm diameter package
- ◆ General purpose leads
- ◆ Reliable and rugged

## Package Dimensions:



Part NO.	Chip Material	Lens Color	Source Color
LL-1003GD2D-001	GaP	Green Diffused	Green

## Notes:

1. All dimensions are in millimeters (inches).
2. Tolerance is  $\pm 0.25$  mm (.010") unless otherwise noted.
3. Protruded resin under flange is 1.0mm(.04") max
4. Lead spacing is measured where the leads emerge from the package.
5. Specifications are subject to change without notice.
6. This data-sheet only valid for six months.

### Absolute Maximum Ratings at Ta=25

Parameter	MAX.	Unit
Power Dissipation	130	mW
Peak Forward Current (1/10 Duty Cycle, 0.1ms Pulse Width)	100	mA
Continuous Forward Current	50	mA
Derating Linear From 50	0.4	mA/
Reverse Voltage	5	V
Operating Temperature Range	-40 to +80	
Storage Temperature Range	-40 to +80	
Lead Soldering Temperature [4mm(.157") From Body]	260 for 5 Seconds	

### Electrical Optical Characteristics at Ta=25

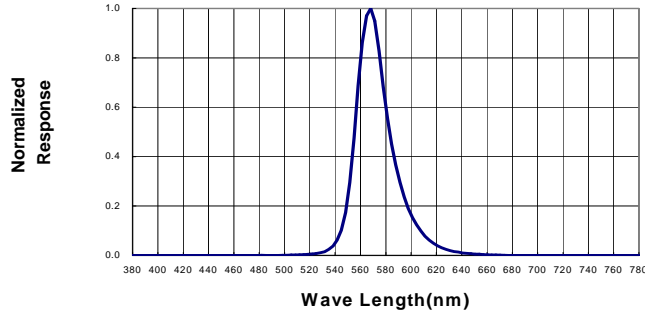
Parameter	Symbol	Min.	Typ.	Max.	Unit	Test Condition
Luminous Intensity	$I_v$	7	16	35	mcd	$I_f=20\text{mA}$ (Note 1)
Viewing Angle	$2_{1/2}$	55	60	65	Deg	(Note 2)
Peak Emission Wavelength	$\rho$	563	568	573	nm	$I_f=20\text{mA}$
Dominant Wavelength	$d$	565	570	575	nm	$I_f=20\text{mA}$ (Note 3)
Spectral Line Half-Width		25	30	35	nm	$I_f=20\text{mA}$
Forward Voltage	$V_f$	1.7	2.2	2.6	V	$I_f=20\text{mA}$
Reverse Current	$I_R$	---	---	100	$\mu\text{A}$	$V_R=5\text{V}$

#### Notes:

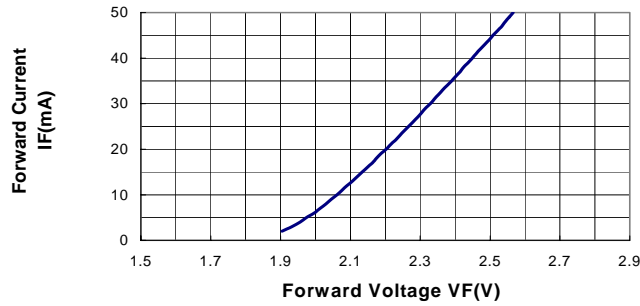
- 1.Luminous intensity is measured with a light sensor and filter combination that approximates the CIE eye-response curve.
2.  $_{1/2}$  is the off-axis angle at which the luminous intensity is half the axial luminous intensity.
- 3.The dominant wavelength ( $d$ ) is derived from the CIE chromaticity diagram and represents the single wavelength which defines the color of the device.

**Typical Electrical/Optical Characteristics Curves**  
 (25 Ambient Temperature Unless Otherwise Noted)

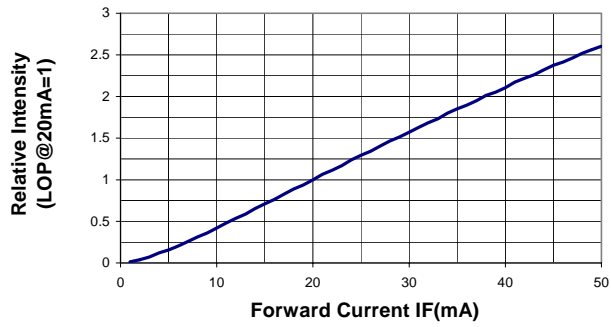
**Spectral Radiance (Peak @ 568nm)**



**Forward Current vs Forward Voltage**



**Relative Luminous Intensity vs Forward Current**



**Beam Pattern**

